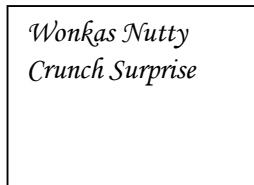


As the only child to pass Mr Wonka's test you, Charlie, are now responsible for checking the packaging of all Mr Wonka's sweets.

Wonkas Nutty Crunch Surprise.

Work out the perimeter and area for each of the following boxes of Wonkas Nutty Crunch Surprise.

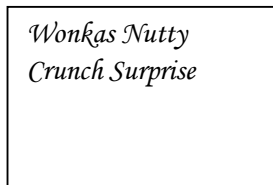


5cm

2cm

Area.....cm²

Perimeter.....cm

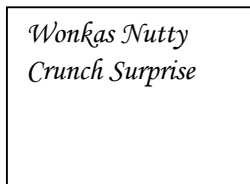


10cm

3cm

Area.....cm²

Perimeter.....cm

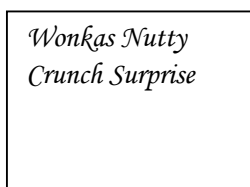


7cm

6cm

Area.....cm²

Perimeter.....cm



15cm

12cm

Area.....cm²


Perimeter.....cm




As the only child to pass Mr Wonka's test you, Charlie, are now responsible for checking the packaging of all Mr Wonka's sweets.

Wonkas Fudgemallow Delight

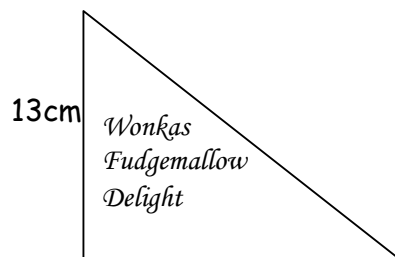
Work out the area for each of the following boxes of Wonkas sweets.




Area.....cm²



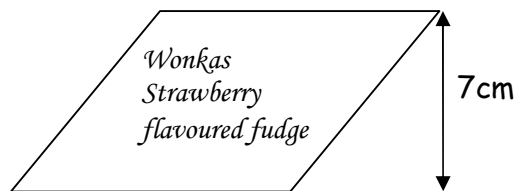
Area.....cm²



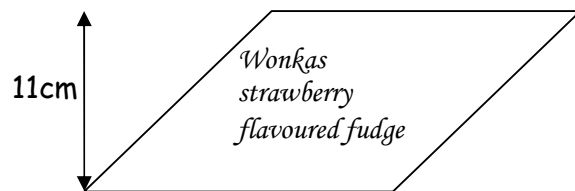
Area.....cm²



Area.....cm²

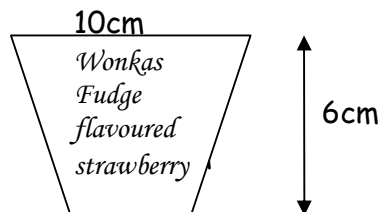


Area.....cm²

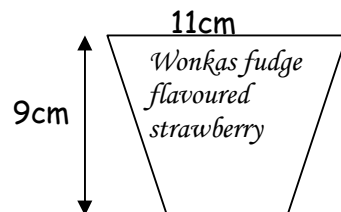


Area.....cm²

12cm



Area.....cm²



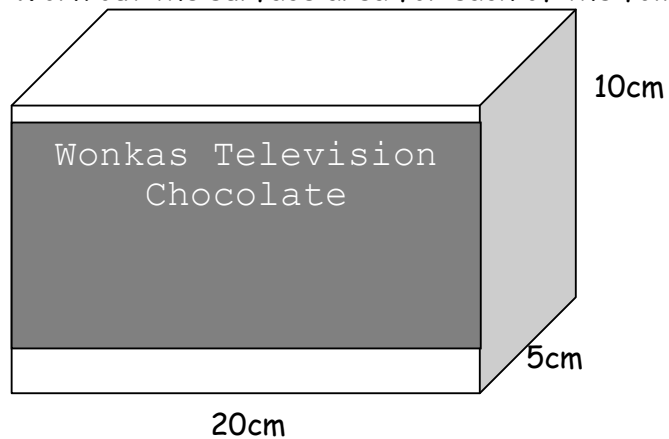
Area.....cm²

As the only child to pass Mr Wonka's test you, Charlie, are now responsible for checking the packaging of all Mr Wonka's sweets.

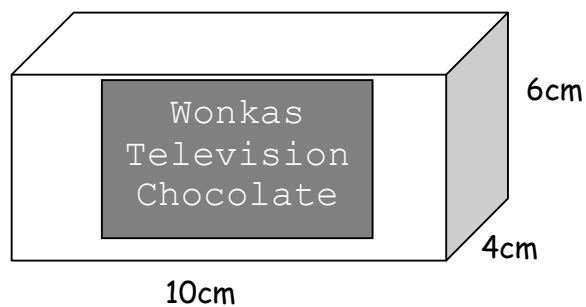


Wonkas Television Chocolate

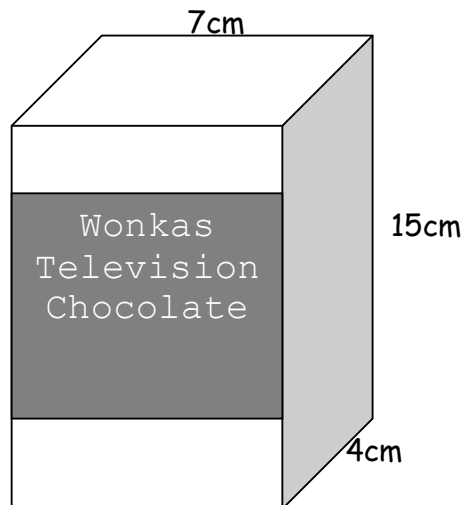
Work out the surface area for each of the following boxes of Television Chocolate



Surface area.....cm²
Volume.....cm³



Surface area.....cm²
Volume.....cm³



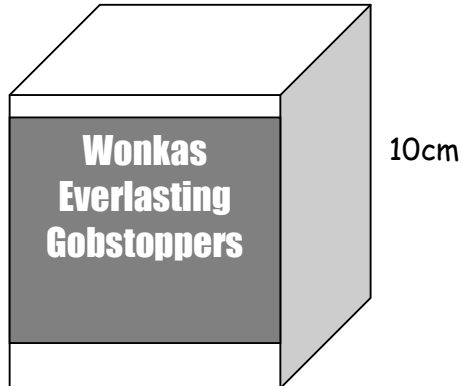
Surface area.....cm²
Volume.....cm³

As the only child to pass Mr Wonka's test you, Charlie, are now responsible for checking the packaging of all Mr Wonka's sweets.

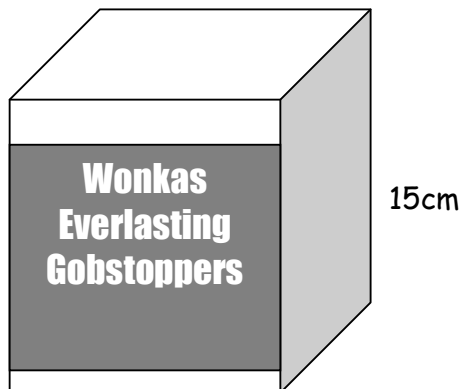


Wonkas Everlasting Gobstoppers

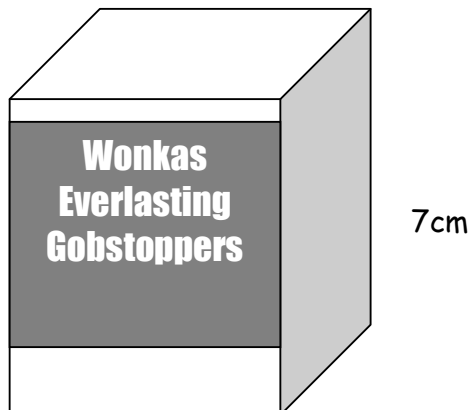
Work out the surface area for each of the following boxes of Everlasting gobstoppers



Surface area.....cm²



Surface area.....cm²



Surface area.....cm²



Wonka's Snoozleberry Chews

As Mr Wonka's chief assistant you need to design the packaging for the all new Wonka's Snoozleberry Chews. Draw the net of the new sweet box below. Cut it out, design a logo, colour the box in and make the sweet box.

Remember: Mr Wonka likes unusual ideas'. The box doesn't have to be a cube or cuboid.

Square Sweets That Look Round.

Square sweets that look round have a mouth, nose and two eyes (this lets them look round!). Draw a face on the net of a cube below, then cut it out, colour it in and make it into a cube.

